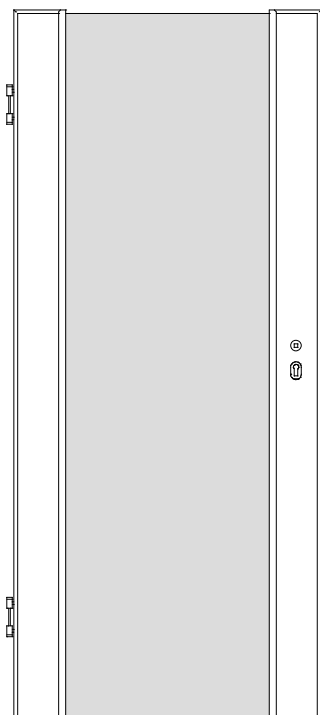


Massiv Holz-Glastüren MF/HG

Ahorn, Birke, Buche, Eiche, Erle, Esche, Lärche, Hemlock, am. Kirschbaum, Nussbaum, Pinie etc.



MF/HG

Türstärke ca. 42mm,
Friesbreite 142mm,
Füllung aus 8mm ESG-Glas *

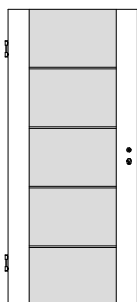
Rahmen mit 5mm Starkfurnier,
Überschlag mit *Karnieskante*

Marken-BB-Schloss Stulp silberlack,
2x Bänder V0026WF vernickelt

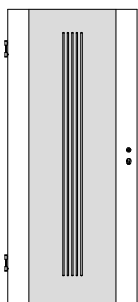
* Lieferbares ESG-Glas:

- Chinchilla weiß*
- Klarglas*
- Madras pave*
- Madras uadi*
- Mastercarré*
- Masterpoint*
- Masterligne*
- Opti-White (Weißglas, entspiegelt)*
- Parsol grau*
- Parsol grün*
- Parsol bronze*
- Satinato*
- Silvit weiß*


oder
mattiert und
mit Motiv



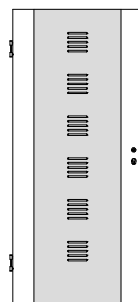
../HG-L4



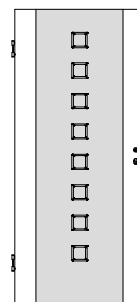
../HG-L5



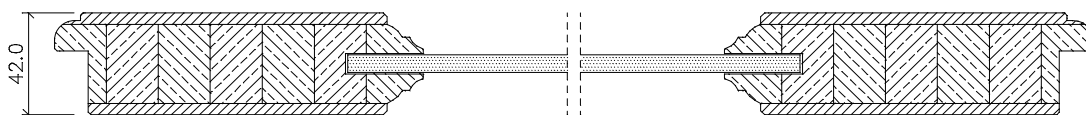
../HG-L11



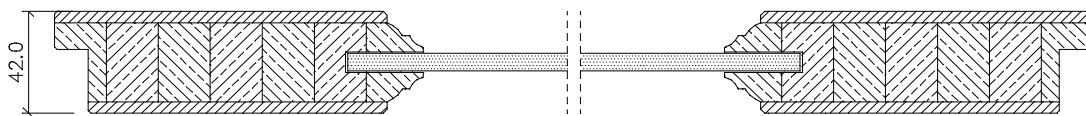
../HG-Q6



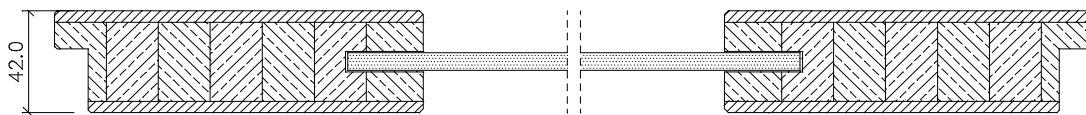
../HG-Q8



MF/HG



ME/HG



MG/HG