


Gläser


BAWO Verglasungen eingebaut für Innentüren in 4 mm, 6 mm, 24 mm Stärke. Ausführung als Standardverglasung, ESG*, VSG*, ISO* (*nicht alle Sorten). Bei Ganzglastüren 8 mm ESG und 10 mm VSG.




Eisblume Facette




Satinato Facette




Klarglas Facette




Echtantik weiß




Barock bronze




Artista grün



Artista rot




Artista bronze



Artista weiß


weitere Artista - Farbtöne möglich




Madras Uadi




Madras Pave



Eisblume



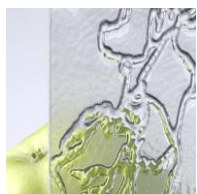
Altdeutsch K weiß




Altdeutsch K bronze




Ornament 504




Delta matt weiß




Masterligne



Mastercarré




Niagara weiß




Madeira weiß




Satinato weiß




Barock weiß




Silvit weiß




Gussantik weiß



Chinchilla weiß




Kathedral weiß




Neolit weiß



Parsol bronze



Parsol grau



Klarglas

-Weitere Gläser auf Anfrage -