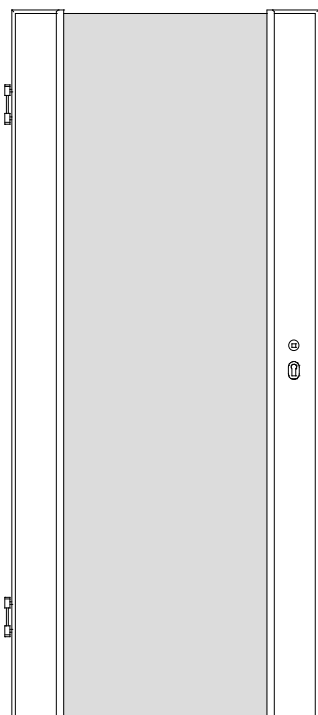




Massiv Holz-Glastüren MF/HG

Ahorn, Birke, Buche, Eiche, Erle, Esche, Lärche, Hemlock, am. Kirschbaum, Nussbaum, Pinie etc.



MF/HG

Türstärke ca. 42mm,
Friesbreite 142mm,
Füllung aus 8mm ESG-Glas *

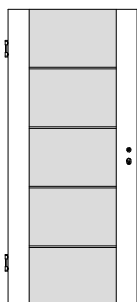
Rahmen mit 5mm Starkfurnier,
Überschlag mit *Karnieskante*

Marken-BB-Schloss Stulp silberlack,
2x Bänder V0026WF vernickelt

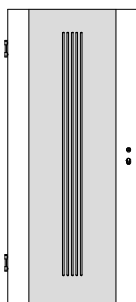
* Lieferbares ESG-Glas:

Chinchilla weiß
Klarglas
Madras pave
Madras uadi
Mastercarré
Opti-White (Weißglas, entspiegelt)
Parsol grau
Parsol bronze
Satinato
Silvit weiß

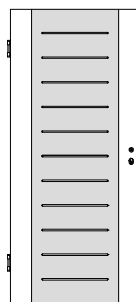
oder
mattiert und
mit Motiv



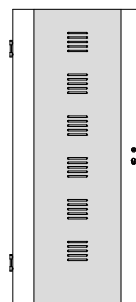
../HG-L4



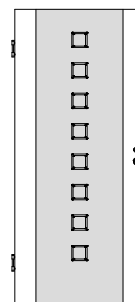
../HG-L5



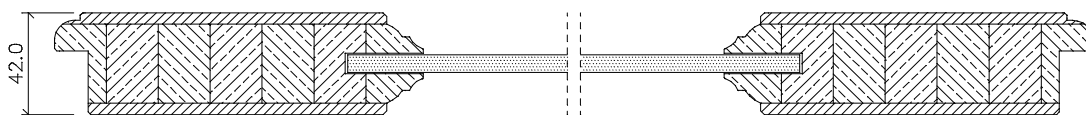
../HG-L11



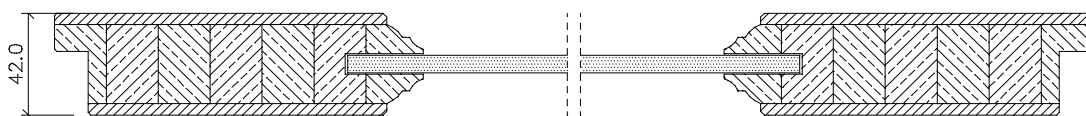
../HG-Q6



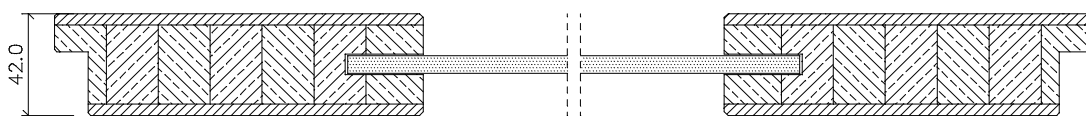
../HG-Q8



MF/HG



MS/HG



MG/HG