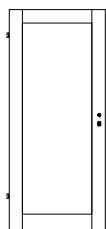


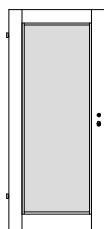


## Landhaustüren gerade LS

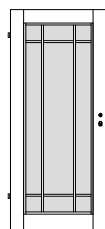
Kiefer astig / Fichte astig / Fichte astig gebürstet



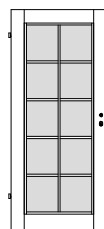
LS/1F



LS/1F-LA



LS/1F-SJ9

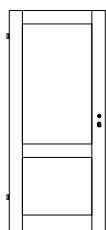


LS/1F-SP10

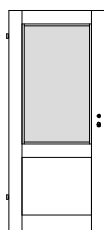
Türstärke ca. 40 mm,  
Friesbreite 120 mm,  
Sockelhöhe 160 mm,  
Füllungsstärke ca. 14 mm

Füllungen und Rahmen sind stabverleimt,  
Überschlag gerade (ohne Profile)

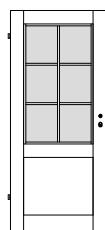
Marken-BB-Schloss Stulp silberlack,  
2x Bandoberteile V0020 vernickelt



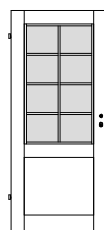
LS/2F



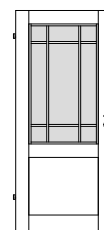
LS/2F-LA



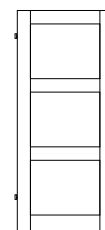
LS/2F-SP6



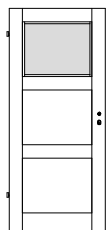
LS/2F-SP8



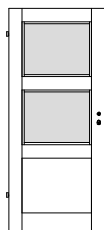
LS/2F-SJ9



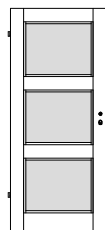
LS/K3



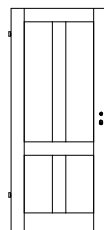
LS/K3-1xLA



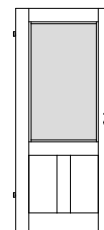
LS/K3-2xLA



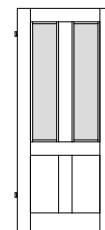
LS/K3-3xLA



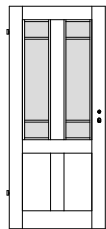
LS/4F



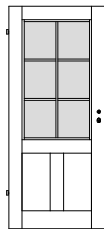
LS/4F-LA



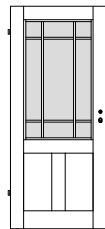
LS/4F-2xLA



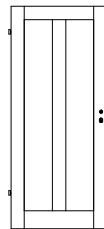
LS/4F-2xSJ3



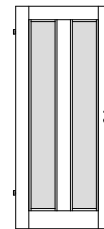
LS/4F-SP6



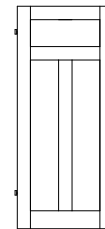
LS/4F-SJ9



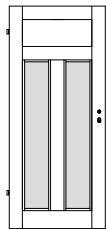
LS/H2



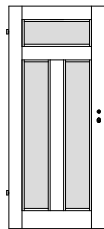
LS/H2-2xLA



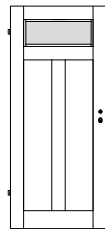
LS/H3



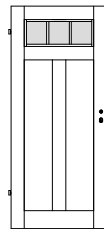
LS/H3-2xLA




LS/H3-3xLA



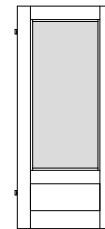
LS/H3-LA oben



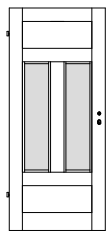
LS/H3-SP3 oben



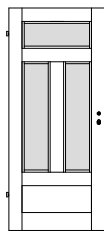
LS/H4



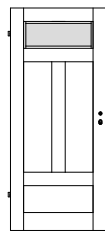
LS/H4-1xLA



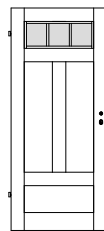
LS/H4-2xLA



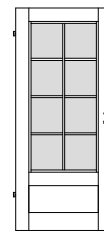
LS/H4-3xLA



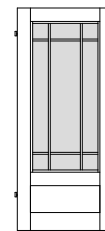
LS/H4-LA oben



LS/H4-SP3 oben



LS/H4-SP8



LS/H4-SJ9

